

Pharma360

Please note:

- Numbers in "Value" sheets are all calculated as Million IRR
- Numbers in "Volume" sheets are all shown as unit of 1000
- All "Volume" numbers are in Unit instead the years 1397 and 1398 which are in Box

What you have in your hand:

- 18 years of integrated information of Iranian pharmaceutical industry
- View the sales trend of suppliers, distributors and generic names and compare them with each other
- View all information in both value (IRR) and volume
- Ability to filter data by year, supplier, distributor and generic names
- Ability to use the system online on a personal computer, laptop or mobile phone
- Ability to create requested analytical reports as needed
- Ability to receive Excel output from analytical reports and charts on demand
- Monthly sales information of public stock companies from Codal
- Update new information in Pharma360 dashboard up to 1 month after receiving the new file

Distributor (Value)

Year: 82 83 84 85 86 87 88 89 90 91 92 93 94 95 96 97 98 99

Total Market Value

XXXXXXXXXX

Total Market Volume

XXXXXXXXXX

Number of Suppliers

XXXXXXXXXX

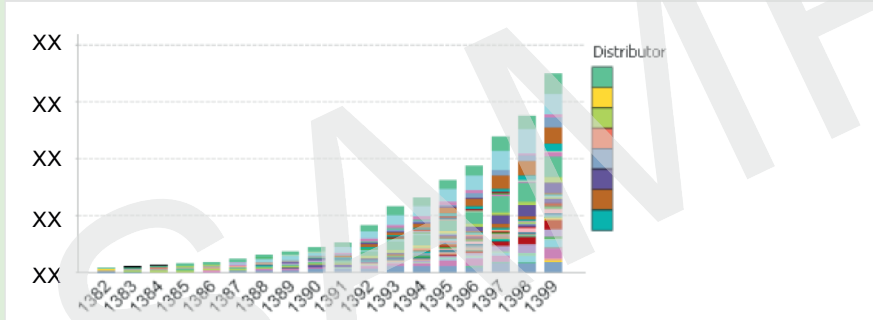
Number of Distribut...

XXXXXXXXXX

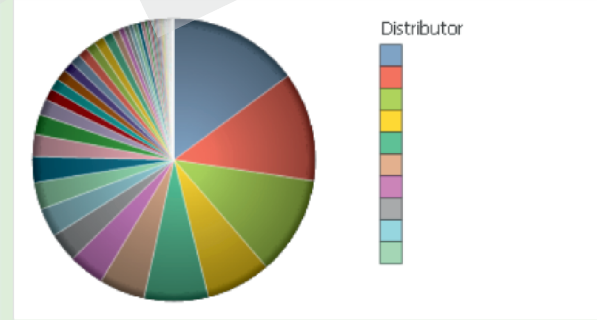
Number of Generics

XXXXXXXXXX

Distributor Trend



Distributor Share



Supplier (Volume)

Year: 82 83 84 85 86 87 88 89 90 91 92 93 94 95 96 97 98 99

Total Market Value
XXXXXXXXXX

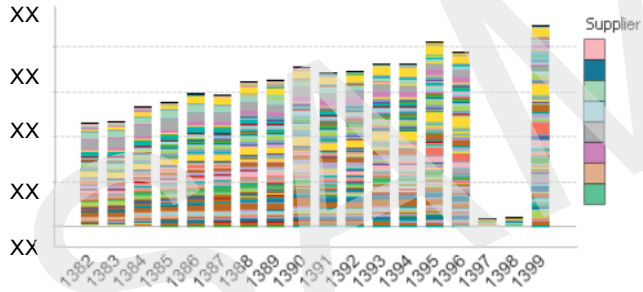
Total Market Volume
XXXXXXXXXX

Number of Suppliers
XXXXXXXXXX

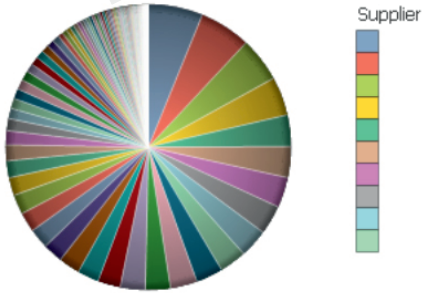
Number of Distribut...
XXXXXXXXXX

Number of Generics
XXXXXXXXXX

Supplier Trend



Supplier Share



Generic (Value)

Year: 82 83 84 85 86 87 88 89 90 91 92 93 94 95 96 97 98 99

Total Market Value

XXXXXXXXXX

Total Market Volume

XXXXXXXXXX

Number of Suppliers

XXXXXXXXXX

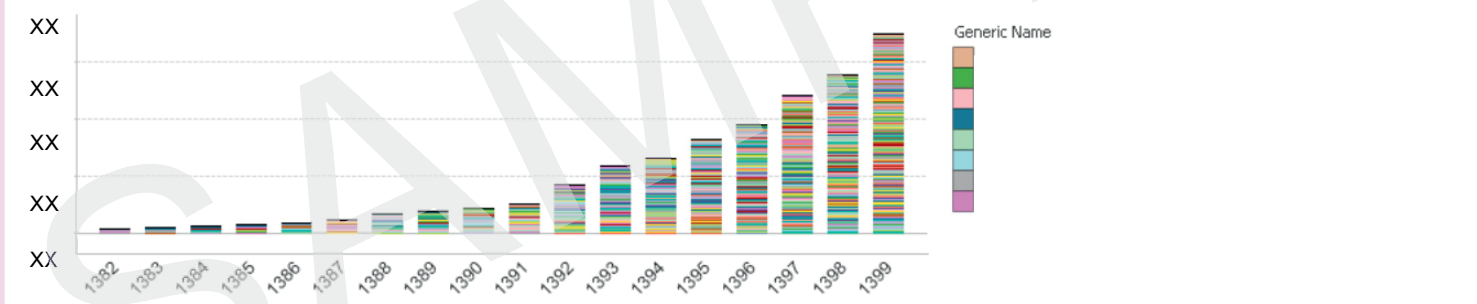
Number of Distribut...

XXXXXXXXXX

Number of Generics

XXXXXXXXXX

Generic Trend



Comparison

